

**3.96mm WTB (VH) Series Connector:**



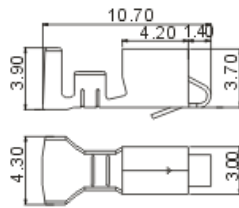
**SPECIFICATIONS**

Pitch: 3.96 mm  
 Useable Wire Range: AWG 24# ~ 18#  
 Current Rating: 7A, AC, DC  
 Voltage Rating: 250V, AC, DC  
 Operating Temperature: -25°C ~ +85°C  
 Relative Humidity: 93%, +40°C  
 Dielectric Withstanding: 1500V AC/minute  
 Contact Resistance: ≤ 20 mΩ/Contact  
 Insulator Resistance: ≥ 1000 MΩ at 100V

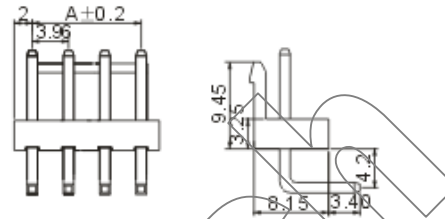
Material:  
 Base: Nylon66/ Nylon6T, UL94V-0  
 Contact Pin: Brass  
 Housing: Nylon66, UL94V-0  
 Terminal: Phosphor Bronze

**ROHS Compliance**

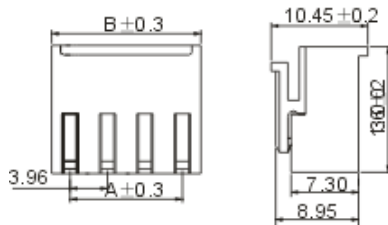
**VH-T**



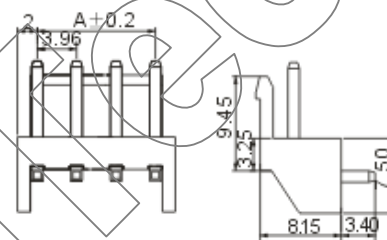
**VH-XAWG**



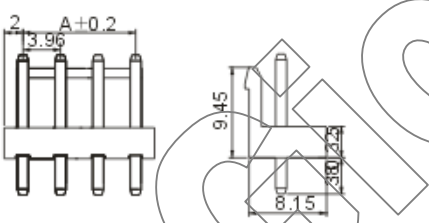
**VH-XY**



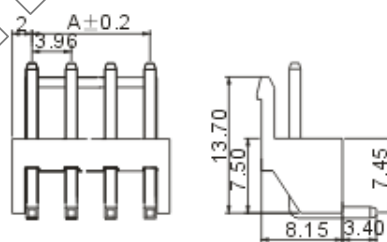
**VH-XAWD**



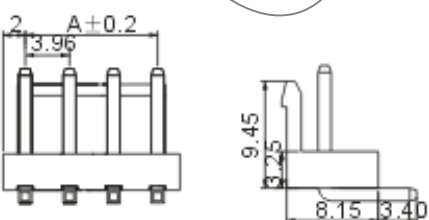
**VH-XA**



**VH-XAWDG**



**VH-XAW**



Circuit	Part No.						Dimensions (mm)	
							A	B
2	VH-2Y	VH-2A	VH-2AW	VH-2AWG	VH-2AWD	VH-2AWDG	3.96	7.87
3	VH-3Y	VH-3A	VH-3AW	VH-3AWG	VH-3AWD	VH-3AWDG	7.92	11.82
4	VH-4Y	VH-4A	VH-4AW	VH-4AWG	VH-4AWD	VH-4AWDG	11.88	15.77
5	VH-5Y	VH-5A	VH-5AW	VH-5AWG	VH-5AWD	VH-5AWDG	15.84	19.72
6	VH-6Y	VH-6A	VH-6AW	VH-6AWG	VH-6AWD	VH-6AWDG	19.80	23.67
7	VH-7Y	VH-7A	VH-7AW	VH-7AWG	VH-7AWD	VH-7AWDG	23.76	27.62
8	VH-8Y	VH-8A	VH-8AW	VH-8AWG	VH-8AWD	VH-8AWDG	27.72	31.57
9	VH-9Y	VH-9A	VH-9AW	VH-9AWG	VH-9AWD	VH-9AWDG	31.68	35.52
10	VH-10Y	VH-10A	VH-10AW	VH-10AWG	VH-10AWD	VH-10AWDG	35.64	39.47
11	VH-11Y	VH-11A	VH-11AW	VH-11AWG	VH-11AWD	VH-11AWDG	39.60	43.42
12	VH-12Y	VH-12A	VH-12AW	VH-12AWG	VH-12AWD	VH-12AWDG	43.56	47.37
13	VH-13Y	VH-13A	VH-13AW	VH-13AWG	VH-13AWD	VH-13AWDG	47.52	51.32
14	VH-14Y	VH-14A	VH-14AW	VH-14AWG	VH-14AWD	VH-14AWDG	51.48	55.27

GionTech